

Please view our full range of products at: [-www.jualfurnishings.co.uk](http://www.jualfurnishings.co.uk)

ASSEMBLY INSTRUCTIONS *PC003*

IMPORTANT CUSTOMER INFORMATION

BEFORE ASSEMBLING THIS UNIT

PLEASE READ THESE INSTRUCTION CAREFULLY AND ENSURE THAT ALL ITEMS IN THE CONTENTS LIST HAVE BEEN INCLUDED IN THIS PACK.

DO NOT ATTEMPT TO ASSEMBLE THIS UNIT WITH SCREWS OR FITTINGS OTHER THAN THOSE PROVIDED.



DO NOT EXCEED MAX .SAFE LOADING OF THE GLASS SHELVES

**10mm Bottom-85kg
8mm SHELVES-65kg**

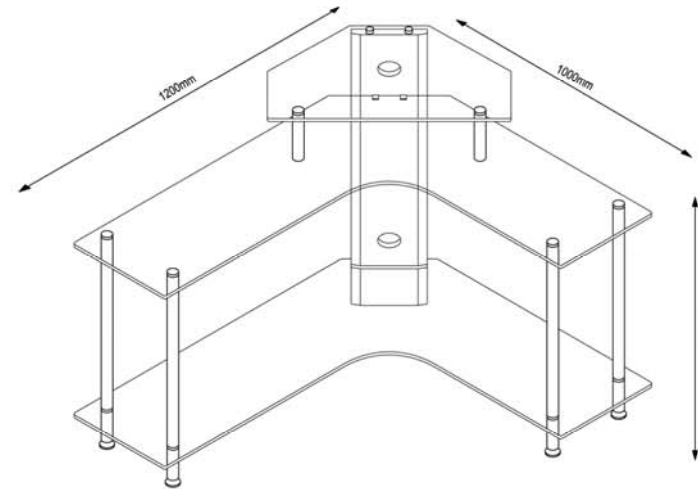
DO NOT STRIKE THE GLASS WITH HARD OR POINTED ITEMS.

DO NOT SIT OR STAND UPON THE GLASS SURFACES.






















SHOULD YOU HAVE ANY MISSING / DAMAGED PARTS OR HAVE

ANY DIFFICULTY IN ASSEMBLY PLEASE CALL THE NUMBER BELOW

CUSTOMER HELP LINE NUMBER: 01443 816982



Components list

1 Top Glass  x1	4 Aluminium Discs  x2	10 Cam Bolt  x2	16 Shroud  x1
2 Middle Glass  x1	5 MDF Panel  x1	11 Bolt  x2	17 Shroud Screws  x8
3 Bottom Glass  x1	6 Cam Locks  x2	12 130mm Tube  x2	18 Glass Clamp  x2
	7 25mm Bolt  x8	13 561mm Tube  x4	19 Glass Clamp Screw  x2
	8 50mm Bolt  x4	14 165mm Tube  x4	20 Allen Key  x1
	9 Plastic Spacer  x10	15 No-slip Pad  x2	21 Cable ties  x3

1

Front

18	Glass Clamp		x2
19	Glass Clamp Screw		x2

Rear

5	Large MDF Panel		x1
6	Cam Locks		x2

2

Middle Glass

7	25mm Bolt		x4
13	561mm Tube		x4
9	Plastic Spacer		x4

3

Bottom Glass

8	50mm Bolt		x4
14	165mm Tube		x4
9	Plastic Spacer		x4

4

Carefully turn the desk onto its front edge to fit the MDF panel.

5	MDF Panel		x1
11	Bolt		x2
15	No-slip Pad		x2

5

Top Glass

9	Plastic Spacer		x2
10	Cam Bolt		x2
7	25mm Bolt		x2
12	130mm Tube		x2

6

7	25mm Bolt		x2
4	Aluminium Discs		x2

7

8

FIT PLASTIC SHROUD AFTER ALL CABLES HAVE BEEN THREADED AND TIED TOGETHER.

16	Shroud		x1
17	Screws		x8
21	Cable ties		x3