

Please view our full range of products at: [-www.jualfurnishings.co.uk](http://www.jualfurnishings.co.uk)

# ASSEMBLY INSTRUCTIONS PC004

## IMPORTANT CUSTOMER INFORMATION

### BEFORE ASSEMBLING THIS UNIT

PLEASE READ THESE INSTRUCTION CAREFULLY AND ENSURE THAT ALL ITEMS IN THE CONTENTS LIST HAVE BEEN INCLUDED IN THIS PACK.

DO NOT ATTEMPT TO ASSEMBLE THIS UNIT WITH SCREWS OR FITTINGS OTHER THAN THOSE PROVIDED.



**DO NOT EXCEED MAX .SAFE LOADING OF THE GLASS SHELVES**

**10mm Bottom-85kg  
8mm SHELVES-65kg**

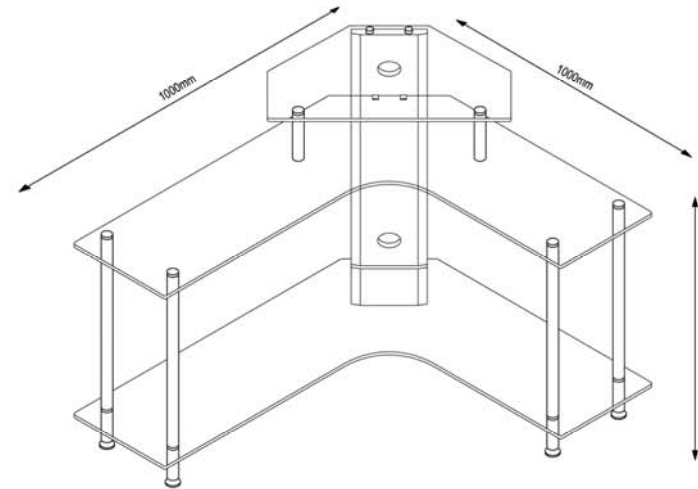
DO NOT STRIKE THE GLASS WITH HARD OR POINTED ITEMS.

DO NOT SIT OR STAND UPON THE GLASS SURFACES.






















SHOULD YOU HAVE ANY MISSING / DAMAGED PARTS OR HAVE

ANY DIFFICULTY IN ASSEMBLY PLEASE CALL THE NUMBER BELOW

**CUSTOMER HELP LINE NUMBER: 01443 816982**



### Components list

<b>1</b> Top Glass  x1	<b>4</b> Aluminium Discs  x2	<b>10</b> Cam Bolt  x2	<b>16</b> Shroud  x1
<b>2</b> Middle Glass  x1	<b>5</b> MDF Panel  x1	<b>11</b> Bolt  x2	<b>17</b> Shroud Screws  x8
<b>3</b> Bottom Glass  x1	<b>6</b> Cam Locks  x2	<b>12</b> 130mm Tube  x2	<b>18</b> Glass Clamp  x2
	<b>7</b> 25mm Bolt  x8	<b>13</b> 561mm Tube  x4	<b>19</b> Glass Clamp Screw  x2
	<b>8</b> 50mm Bolt  x4	<b>14</b> 165mm Tube  x4	<b>20</b> Allen Key  x1
	<b>9</b> Plastic Spacer  x10	<b>15</b> No-slip Pad  x2	<b>21</b> Cable ties  x3

