

Please view our full range of products at: -[www.jualfurnishings.co.uk](http://www.jualfurnishings.co.uk)

# ASSEMBLY INSTRUCTIONS *PC005*

## IMPORTANT CUSTOMER INFORMATION

### BEFORE ASSEMBLING THIS UNIT

PLEASE READ THESE INSTRUCTION CAREFULLY AND ENSURE THAT ALL ITEMS IN THE CONTENTS LIST HAVE BEEN INCLUDED IN THIS PACK.

DO NOT ATTEMPT TO ASSEMBLE THIS UNIT WITH SCREWS OR FITTINGS OTHER THAN THOSE PROVIDED.



**DO NOT EXCEED MAX .SAFE LOADING OF THE GLASS SHELVES**

**10mm Bottom-85kg  
8mm SHELVES-65kg**

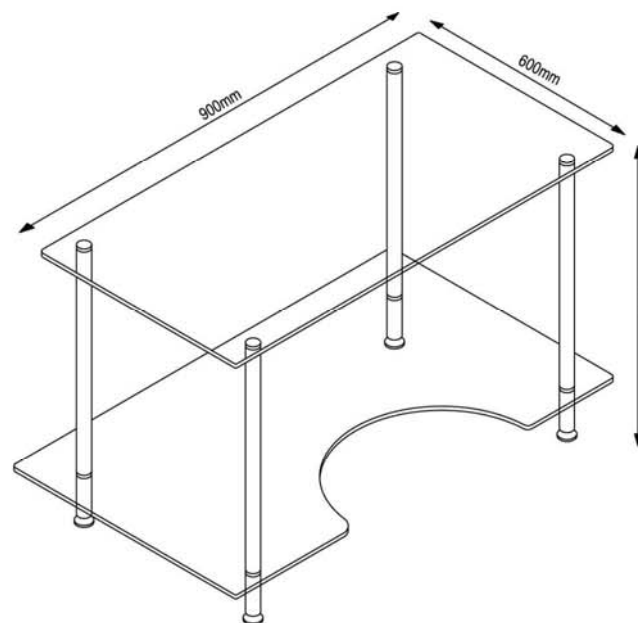
DO NOT STRIKE THE GLASS WITH HARD OR POINTED ITEMS.

DO NOT SIT OR STAND UPON THE GLASS SURFACES.

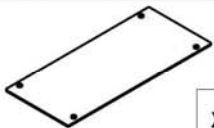


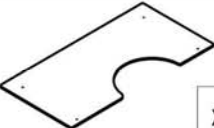




SHOULD YOU HAVE ANY MISSING / DAMAGED PARTS OR HAVE

ANY DIFFICULTY IN ASSEMBLY PLEASE CALL THE NUMBER BELOW

**CUSTOMER HELP LINE NUMBER: 01443 816982**



## Components list

<b>1</b> Top Glass  x1	<b>3</b> 25mm Bolt  x4	<b>6</b> 165mm Tube  x4
<b>2</b> Bottom Glass  x1	<b>4</b> 50mm Bolt  x4	<b>7</b> Plastic Spacer  x8
	<b>5</b> 559mm Tube  x4	<b>8</b> Allen Key  x1

